




Research Tips

GETTING STARTED

 **Make a list of questions about your topic. What do you want to find out?**

 *If you don't know much about a topic, you might not have any questions until you learn more. Your research will lead to answers **and** questions.*

 **Make a list of key words.**

 *Your first key word is the name of your topic. If you don't know other key words, just start with the name of your topic. As you research, you will find more key words.*

RESEARCH IN THE LIBRARY

 **Search the library catalog for books on your topic.**

Searching the Computer Catalog

- 1 Use the mouse to click on "subject" search.
- 2 Type in the name of your topic.
- 3 Press the "enter" key.
- 4 Read the list of books.
- 5 Write down the name and call numbers of several books.
- 6 Find the books on the shelves.

Searching the Card Catalog

- 1 Find the catalog titled "Subject." (Cards are arranged in alphabetical order.)
- 2 Find your topic.
- 3 Write down the name and call numbers of several books.
- 4 Find the books on the shelves.


RESEARCH ON THE INTERNET

 Use www.yahooligans.com or another search engine to find web sites on your subject.





Searching the Internet

- 1 Find the search engine's "Search" box.
- 2 Type in your topic or key words.
- 3 Use the mouse to click on the start button.
- 4 Read the descriptions of web sites.
- 5 Click on the hyperlinks to visit the web site.
- 6 Read the information.
- 7 If the site has information you need, add the web site to your "favorites" list.

RESEARCH AT HOME

 **Find resources at home to research your topic.**

What Can I Do at Home?

-  Interview adults about the topic and take notes.
-  Read about your topic in encyclopedias, magazines, and books.
-  Watch a video on your topic.
-  If you have one, use your home computer to search the Internet.