


| BOOK | LANGUAGE LEVEL |
|--------|--------------------|
| Book 1 | Beginning |
| Book 2 | Beginning |
| Book 3 | Early Intermediate |
| Book 4 | Early Intermediate |
| Book 5 | Intermediate |
| Book 6 | Intermediate |
| Book 7 | Early Advanced |

| BOOK | LANGUAGE LEVEL |
|--------|--------------------|
| Book 1 | Beginning |
| Book 2 | Beginning |
| Book 3 | Early Intermediate |
| Book 4 | Early Intermediate |
| Book 5 | Intermediate |
| Book 6 | Intermediate |
| Book 7 | Early Advanced |

Sampler

LISTENING SPEAKING READING WRITING





Creative IDEAS Student Activity Books enable K–6 English learners from beginning to advanced levels to build their English language, cognitive, and academic skills.

This sampler includes pages from *Creative IDEAS*, Second Edition Book 2, designed for students at the beginning level of English language proficiency. You will find pages from the section that covers the topic of *pets*.

Each section in *Creative IDEAS* focuses on a topic or concept and is organized in the following way:

Identify: All new vocabulary and concepts related to the target topic are introduced in the **Identify** lessons.

Build Up: The **Build Up** lessons reinforce the language introduced on the **Identify** pages. Students look at stimulus pictures and then listen to and repeat target sentences. Some of the **Build Up** lessons feature an audio component, which is indicated by the graphic of a compact disc positioned next to the lesson heading. The audio CD may be purchased with this book, or the instructor can administer these listening lessons to the students.

Cut Up: In these lessons, students cut out the pictures and paste them by the corresponding sentences. For students not yet able to read, the adjacent **Match Up** lesson provides a model for students to follow.

Match Up: In these lessons, students match pictures and then write each target vocabulary word.

Review: These lessons review what students have learned about the target topic. Lessons usually integrate the audio CD. As in the **Build Up** lesson, students listen to the target sentence and repeat it. As an extension, students then write the target sentence. Students who are not yet able to write full sentences may write the target word only. (NOTE: The **Build Up** and **Review** lessons frequently use the same CD track.)

Creative Beats: In these lessons, students refine their speaking skills in a fun and engaging way. Each unique Creative Beat reinforces level-appropriate vocabulary and concepts while exposing students to the rhythms of natural speech. The accompanying audio is provided on the CD.





Creative IDEAS is organized into seven books. Each book is designed for K–6 students at a particular language level.

| Creative IDEAS | |
|----------------|--------------------|
| BOOK | LANGUAGE LEVEL |
| Book 1 | Beginning |
| Book 2 | Beginning |
| Book 3 | Early Intermediate |
| Book 4 | Early Intermediate |
| Book 5 | Intermediate |
| Book 6 | Intermediate |
| Book 7 | Early Advanced |

Both students and teachers benefit from the *Creative IDEAS* approach:

Builds and Reinforces Language Skills and Vocabulary. Each 100-page, full-color student activity book builds and reinforces students' English language skills while boosting their vocabulary.

Emphasizes Listening and Speaking. Each book has a corresponding audio component which supports development of listening and speaking skills.

Supports Reading and Writing. Numerous reading and writing assignments prepare students for academic success.

Incorporates Grammar. Activities focus on language forms and grammatical functions.

Develops Cognitive Skills. Students build cognitive skills as they complete puzzles, match sentences and pictures, identify and classify words and concepts, and create original writing.

Individual and Group Work. Activity books are designed so that students can work individually, in pairs, or in small groups.

Based on Scientific Research. The *Creative IDEAS* activity books are based on solid educational research and effective practices, including such pedagogical underpinnings as the following:

- ▶ *Providing Review and Reinforcement.* Each lesson builds on and returns to earlier learning.
- ▶ *Tapping into Prior Knowledge.* Lessons tap into students' prior knowledge and connect it to new concepts.
- ▶ *Modeling New Language.* Lessons model new language before asking students to use it.
- ▶ *Using Visuals to Introduce Vocabulary and Concepts.* The extensive use of full-color visuals builds and reinforces student understanding of new vocabulary and concepts.



IDENTIFY



bird



cat



monkey



kitten



rabbit



puppy




dog



fish



turtle



mouse

Teacher: Instruct students to identify and write the names of the animals.

BUILD UP



We like the cat.



1. We like the dog.



dog

2. We like the



puppy

3.



monkey

4.



turtle

5.



fish

6.



rabbit

7.



bird



I like the



Teacher: Instruct students to write sentences using the key words. Students choose their favorite pet for the last item.



5



I See Three

Look! Look!
Three monkeys inside the cage.
One, two, three.
Three monkeys I see.

Look! Look!
Three turtles on top of the table.
One, two, three.
Three turtles I see.

Look! Look!
Three kittens in a row.
One, two, three.
Three kittens I see.

Look! Look!
Three puppies in front of the house.
One, two, three.
Three puppies I see.

Look! Look!
Three cats under the bed.
One, two, three.
Three cats I see.

Teacher: Have students listen to the Creative Beat twice. Use the [Book 2 CD, Track 5](#), or read the lyrics aloud. If students are able, have them recite the beat along with the CD or with you. Encourage students to use hand and body motions that correspond to the lyrics.



The chart below shows the topics, forms, and functions covered in each *Creative IDEAS* book:

| BOOK 1 | BOOK 2 | BOOK 3 | BOOK 4 | BOOK 5 | BOOK 6 | BOOK 7 |
|---|--|---|---|--|--|---|
| People School Numbers: 1-10 Colors Body Parts | People School Numbers: 11-20 Pets Food Shapes Body Parts | Occupations Clothing and Accessories Numbers: 21-100 Farm Animals Food Meals Alphabet | Occupations Clothing and Accessories Numbers: Ordinals Zoo Animals Food Body Parts | Transportation Calendar: Days of Week Toys Animals: Wild Household Items Shapes | Transportation Calendar: Months of Year Toys House: Parts Household Items Tools | Money Time: Clock Numbers: 101-1,000 Animals: Marine Miscellaneous |
| Spatial Concepts: Space Prepositions Commands | Spatial Concepts Commands | Directionality Commands | Spatial Concepts: Directionality in Space Commands Comparative Concepts | Adjectives: Weather Comparatives Opposites | Adjectives Superlatives Opposites | Adjectives Time Concepts Opposites |
| | | Adjectives Feelings Size Opposites | Adjectives Quantity Opposites | Verbs: Future Tense Questions: Future Tense Contractions: Future Tense Pronouns: Possessive | Verbs: Regular Past Tense "Wh" Questions Contractions: Past Tense Pronouns: Object | Verbs: Irregular Past Tense Questions: Past Tense |
| | Yes/No Responses Regular Plurals Positive Statements Subject Pronouns | Present Progressive Verbs Negative Statements Mass Nouns Conjunctions | Habitual Present Verbs Present Tense Questions Present Tense Contractions Possessives Irregular Plurals | Vowel Sounds Sentences | Auditory Discrimination | Auditory Discrimination |
| Greetings Survival Responses | Use of Present Tense Spatial Questions Sharing of Personal Experiences Identification of Objects/People | Conversation Survival Knowledge | Descriptive Words Present Tense Questions Riddles Stories | Use of Future Tense Questioning Riddles Story Sequence | Conversation: Teacher "Wh" Questions Oral Book Report TV Report | Use of Past Tense Descriptive Statements Oral Introduction Story Group Discussion |
| Beginning | | Early Intermediate | | Intermediate | | Early Advanced |

VOCABULARY

FOLLOWING DIRECTIONS

SKILL AREAS
 DESCRIPTIVE WORDS
 GRAMMATICAL STRUCTURE

ARTICULATION

VERBAL EXPRESSION


Are you looking for a comprehensive English language development program? Meet Carousel of IDEAS, Fourth Edition! The Creative IDEAS books are integrated into each chapter of the program.



Carousel of IDEAS includes:




Teacher's Guide



Resource Book



Picture and Word Cards



Picture Dictionaries 1 and 2



Transparencies



Theme Pictures



Carousel Testers
(A formal assessment tool)

For more information about *Creative IDEAS* or *Carousel of IDEAS*, contact your Ballard & Tighe educational consultant.